



Estacada SD 108

255 NE 6th Ave
Estacada, OR 97023 (503) 630-6871
www.estacada.k12.or.us

SUPERINTENDENT Ryan Carpenter

For more report card measures, including detailed demographic information, visit www.oregon.gov/ode/reports-and-data

FROM THE DISTRICT SUPERINTENDENT

Dear Parents and Community Members,

All students deserve an education that prepares them for their next steps in life, whether that's going to college or starting a career. The Estacada School District is committed to providing a high quality, rigorous education to ensure that each student is on the path to success. In addition to a strong offering of core subjects, the district provides Career and Technical Education options for students in both middle and high school. Students can elect to take courses in subjects like technology, marketing, computer coding, manufacturing, culinary arts, video production, business, engineering, and automotive, to name a few. It is our philosophy that every child, at every grade level, deserves an excellent teacher who provides quality instruction to ensure learning.

The Oregon Department of Education has released Smarter Balanced Assessment scores from the 2016-2017 school year. This statewide assessment is just one of several ways we measure student achievement. We are very proud of the fact that

Estacada High School continues to perform at the highest levels in the state. We are also pleased to see our 11th grade math scores increasing and soaring well above the state average. This report also exposes areas of low performance where we need to place additional focus. The Estacada School District is making a concerted effort to increase student achievement through teacher collaboration, local common assessments, and differentiating instruction to meet the needs of all students.

Parents are essential to a child's success. By working together with your student's teachers and your school principal, you can identify ways of supporting your child both in and outside the classroom. The Estacada School District is honored to have your partnership in this very important work of ensuring success for every student.

Thank you,

Superintendent | Ryan Carpenter

DISTRICT PROFILE

STUDENT WELLNESS POLICY

Student Wellness Policies help ensure that all students possess the knowledge and skills to make healthy decisions for a lifetime. The Estacada School District works to achieve this goal by employing a comprehensive district-wide nutrition program, a vibrant physical education program, and provides school and district-level mental health services. This year we are fortunate to have a full-time counselor in each school, with two at our high school, to support students' mental health needs.

RACIAL EQUITY IN HIRING

Racial equity in hiring is required by District policy. Job applicants are ensured EEO protections regardless of race, color, national origin, sex, sexual orientation, disability, religion, or age in its programs and activities and provides equal access to Boy Scouts and other designated youth groups. Reasonable accommodations will be made for candidates able to perform the essential functions of the job.

ENROLLMENT AND DEMOGRAPHICS	Grades	Grades	Grades	Grades
	K - 3	4 - 5	6 - 8	9 - 12
Total Enrollment	697	335	455	1,203
Regular Attenders	83.2%	85.3%	80.8%	87.0%
Economically Disadvantaged	9%	37%	42%	28%
Students with Disabilities	9%	12%	19%	7%
Ever English Learners	9%	10%	12%	18%
Different Languages Spoken	9	5	11	18
Mobile Students	15.4%	12.8%	15.1%	32.3%

MEDIAN CLASS SIZE	Elementary		Middle		High		Combined	
	Dist.	OR	Dist.	OR	Dist.	OR	Dist.	OR
Self-Contained	25.0	25.0	--	--	--	--	39.0	17.0
Eng./Lang. Arts	18.0	22.0	23.5	25.0	26.5	25.0	7.0	16.0
Mathematics	--	--	28.0	26.0	22.0	24.0	5.0	14.0
Science	--	--	25.5	28.0	24.5	25.0	6.0	17.0
Social Studies	--	--	25.0	27.0	28.0	27.0	5.0	17.0

Combined schools have grade configurations not falling within the elementary, middle, and high categories (e.g., K-12 schools).

When data are unavailable or to protect student confidentiality:

* refers to groups of less than 6 students.

<5 indicates that a percentage is less than 5%.

>95 indicates that a percentage is greater than 95%.

*** refers to a school that offers lunch at no charge to all students.

SEISMIC SAFETY RATING

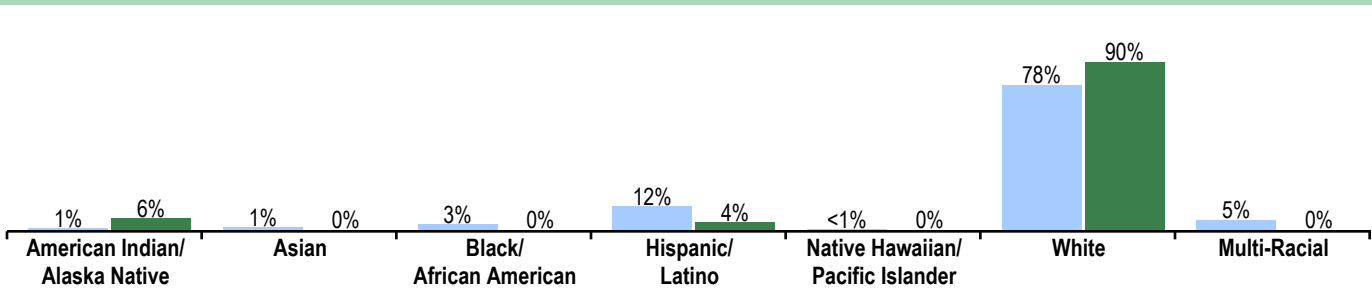
For a detailed report for each school, please visit:

<http://www.oregongeology.org/sub/projects/rvs/activity-updates/status.html>

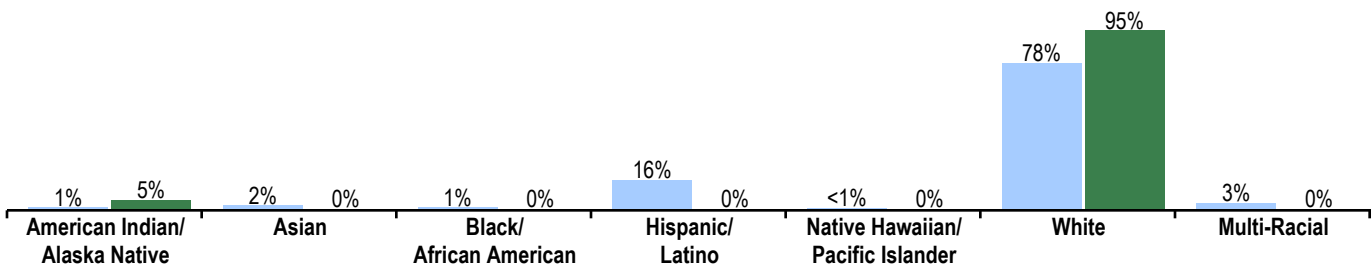
RACE/ETHNICITY OF STUDENTS AND STAFF 2016-17

Students Staff

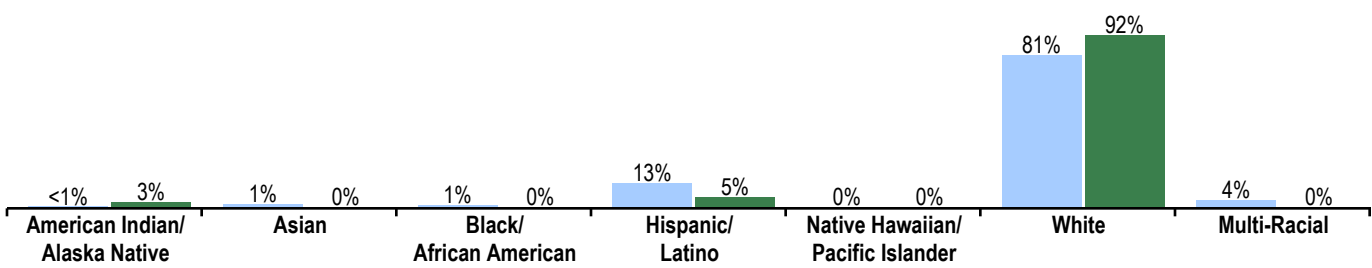
Grades K-3



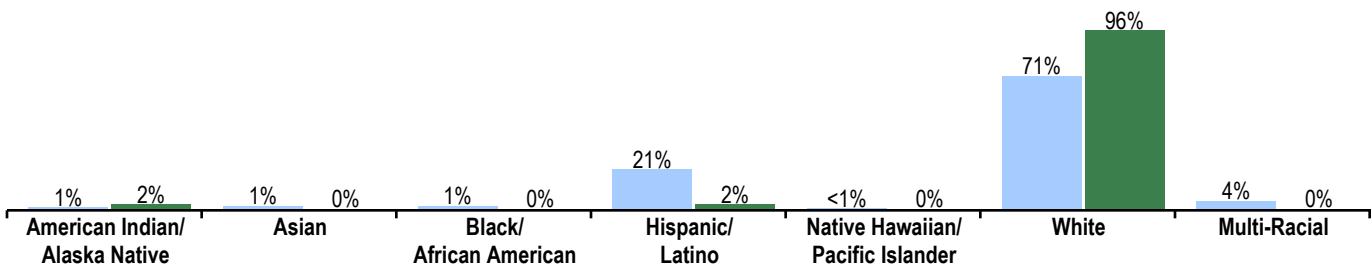
Grades 4-5



Grades 6-8



Grades 9-12



PER PUPIL SPENDING	2014-15	2015-16	2016-17
District	\$8,952	\$9,387	\$10,972
State	\$10,302	\$10,692	\$11,822

Oregon's quality education model (QEM) suggests adequate per pupil funding should be \$12,993 in 2016-17 (Statewide average). 2016-17 data reflect budgeted, not actual.

FUNDING SOURCES	% of Total
Local taxes and fees	25%
State funds	70%
Federal funds	5%

EXPULSIONS & SUSPENSIONS	Expulsions	Suspensions
Total Students	*	153
American Indian/Alaska Native	*	*
Asian	*	*
Black/African American	*	*
Hispanic/Latino	*	24
Multi-Racial	*	7
Native Hawaiian/Pacific Islander	*	*
White	*	119

To protect student confidentiality:
* refers to groups of less than 6 students.
<5 indicates that a percentage is less than 5%.
>95 indicates that a percentage is greater than 95%.

OUTCOMES WHAT ARE STUDENTS ACHIEVING IN HIGH SCHOOL?

		District Performance (%)			District Performance (%)	Oregon Performance (%)	Like-District Average (%)
		2013-14	2014-15	2015-16	2016-17	2016-17	2016-17
FRESHMEN ON-TRACK TO GRADUATE	Students who earned 25% of the credits required for a regular diploma by the end of their freshman year.						
	Freshmen on track to graduate within 4 years	66.5	52.5	77.2	67.3	83.4	78.5
		District Performance (%)			District Performance (%)	Oregon Performance (%)	Like-District Average (%)
		2012-13	2013-14	2014-15	2015-16	2015-16	2015-16
	<i>Note: Graduation methodology changed in 2013-14.</i>						
GRADUATION RATE	Students earning a standard diploma within four years of entering high school.						
	Overall graduation rate	38.2	28.1	38.4	44.2	74.8	73.9
COMPLETION RATE	Students earning a regular, modified, extended, or adult high school diploma or completing a GED within five years of entering high school.						
	Overall completion rate	56.8	52.6	59.9	59.4	81.9	80.8
DROPOUT RATE	Students who dropped out during the school year and did not re-enroll.						
	Overall dropout rate	22.7	25.1	20.6	12.1	3.9	4.3
		District Performance (%)			District Performance (%)	Oregon Performance (%)	Like-District Average (%)
		2011-12	2012-13	2013-14	2014-15	2014-15	2014-15
CONTINUING EDUCATION	Students continuing their education after high school.						
	Students who enrolled in a community college or four-year school within 16 months of graduation	36.4	47.3	43.6	52.3	57.4	49.6

*, <5, and >95 are displayed when the data must be suppressed to protect student confidentiality.

STUDENT GROUP OUTCOMES

		District Performance (%)	Oregon Performance (%)	Like-District Average (%)	District Performance (%)	Oregon Performance (%)	Like-District Average (%)	District Performance (%)	Oregon Performance (%)	Like-District Average (%)		
	Economically Disadvantaged				American Indian/Alaska Native				Native Hawaiian/Pacific Islander			
	On Track	64.6	75.8	69.3	On Track	*	70.3	62.6	On Track	*	76.1	92.3
	Graduation	38.0	68.1	66.7	Graduation	0.0	56.4	68.9	Graduation	33.3	70.1	63.6
	Completion	54.7	76.8	75.6	Completion	66.7	66.7	74.4	Completion	0.0	73.6	62.5
	Dropout	10.4	4.2	4.2	Dropout	0.0	9.1	9.2	Dropout	20.0	5.5	5.0
	Ever English Learners				Asian				White			
	On Track	45.5	78.7	75.6	On Track	*	>95	89.3	On Track	72.5	85.3	79.4
	Graduation	19.7	71.1	83.7	Graduation	87.5	88.0	91.2	Graduation	53.1	76.6	74.0
	Completion	34.7	75.6	79.4	Completion	100.0	91.9	91.4	Completion	71.5	83.9	81.0
	Dropout	27.5	4.0	3.1	Dropout	0.0	1.3	1.2	Dropout	8.2	3.6	4.2
	Students with Disabilities				Black/African American				Female			
	On Track	58.3	69.5	66.9	On Track	*	75.6	66.7	On Track	71.3	86.5	82.5
	Graduation	33.3	55.5	54.1	Graduation	66.7	66.1	68.0	Graduation	49.5	78.4	78.9
	Completion	55.4	64.9	62.1	Completion	57.1	72.2	78.3	Completion	66.7	84.6	83.8
	Dropout	12.4	5.7	6.4	Dropout	16.7	6.3	3.2	Dropout	11.4	3.4	3.7
	Migrant				Hispanic/Latino				Male			
	On Track	*	76.1	60.0	On Track	41.5	77.3	75.1	On Track	64.3	80.4	74.5
	Graduation	13.6	68.9	70.6	Graduation	21.2	69.4	75.5	Graduation	39.0	71.4	68.9
	Completion	3.8	73.8	81.8	Completion	34.5	76.5	81.8	Completion	52.4	79.4	78.0
	Dropout	52.9	4.0	4.4	Dropout	29.3	4.6	4.1	Dropout	13.0	4.5	4.9
	Talented and Gifted				Multi-Racial							
	On Track	*	>95	93.6	On Track	>95	83.6	79.0				
	Graduation	60.0	92.7	90.2	Graduation	63.6	74.4	71.2				
	Completion	91.3	96.8	94.6	Completion	61.9	81.3	80.1				
	Dropout	3.6	0.6	1.5	Dropout	8.3	4.1	5.0				

On-Track data are based on the 2016-17 school year; all other data are based on the 2015-16 school year.

*, <5, and >95 are displayed when the data must be suppressed to protect student confidentiality.

CURRICULUM & LEARNING ENVIRONMENT

SCHOOL READINESS	Elementary Schools	Middle Schools	High Schools
	PBIS Open House Full time school counselor Kindergarten Connection Backpack Buddies Summer breakfast and lunch program Attendance Initiative School Based Health Clinic (District Resource) Trillium Family Services Partnership Conflict Resolution Education	In an ongoing process, and to prepare students for school, Estacada Middle School offers wrap-around resources for these diverse learners. These resources exist with the intent to build a foundation for learning and to address trauma or other setbacks through culturally responsive practices. Also, we implement a strong Positive Behavioral Interventions and Supports (PBIS) program designed to encourage positive behavior. Our CARE (Attendance) team seeks to improve student attendance while our school-based health care clinic, Orchid Health, is on site to support our students' physical or social-emotional needs if necessary.	Daily breakfast & lunch program Adjacent Community Health Clinic On-site child and family therapists Student Health and Wellness Committee Boys Council/Girls Circle support program Career Counselors and School Psychologist Student Voice Survey MAPS Testing
ACADEMIC SUPPORT	Elementary Schools	Middle Schools	High Schools
	School Wide Title 1 Program Effective Behavioral and Instructional Supports Systems (EBISS) Common Core State Standards (CCSS) High School and Community Volunteers Guided Instruction Professional Learning Communities (PLC) Math Tutoring Program	Academic Guidance Counseling and Planning Special Education Services including Learning Specialists, Speech Pathologists, Autism Specialists, and a Psychiatrist Intervention Team (I-Team) Support Homework Club is offered two days each week Advisory: A 25 minute class period in which students and teachers work together to improve student outcomes	Targeted support classes in reading and math Peer Tutoring Program Designated weekly intervention schedule weekly intervention Special Services (Learning Specialists and Speech) I-Team CARE Team Road To Success Alternative Learning Program
ACADEMIC ENRICHMENT	Elementary Schools	Middle Schools	High Schools
	TAG (Talented and Gifted Program) Art Enrichment Plan Family Literacy Night Family Math Night Oregon Battle of the Books Mentor Program Playworks	Estacada Middle School offers several opportunities for academic enrichment in both the traditional classes and as electives. Enrichment opportunities are available in two forms: 1) to students whom have already proven proficiency of a content concept and thus have the potential to show mastery, and 2) for all students to enroll in elective classes to build well-rounded, competent students who are exposed to a variety of themes to enrich their learning in core class. Enrichment opportunities are expected to be regularly offered in core classes. It is the teacher's responsibility to differentiate instruction for all students including those needing an opportunity to show mastery of a concept. Regarding electives, Estacada Middle School enriches students by providing Spanish Explorations, Science Labs, Environmental Science, Audio Video Technology, Service Learning, Student Council, Advanced and Beginning Band, Advanced and Beginning Choir, Art, Algebra 1, and Engineering.	World Language Courses Spanish American Sign Language Career/Technical Education Programs Auto Mechanics Culinary Arts Business Engineering - Project Lead the Way Journalism Manufacturing Honors & Dual --Enrollment Courses Four AP Courses: English (11/12), Psychology, Calculus Ten honors courses: English, Literature, World History, Us History, Calculus, Geometry, Physical Science, Adv. Algebra Nine dual enrollment courses with Clackamas Community College: Calculus, Pre-Calculus, Accounting, Agriculture, Video Design, Engineering, Adv. Mechanics, Painting, Drawing 88% of students report they plan to enroll in a 2 or 4- year college Talented and Gifted (TAG) Program Special Programs ASPIRE Program National Honors Society Skills USA/VICA Future Business Leaders of America Spanish Honors Society Student Council

CURRICULUM & LEARNING ENVIRONMENT CONTINUED . . .

CAREER & TECHNICAL EDUCATION		Middle Schools	High Schools
		<p>This year, students will be exposed to Maker Spaces. Maker Spaces will provide students with an opportunity to explore technology in a controlled setting. The Audio Video Technology class and the Engineering class also offer students introductory information in preparation for other CTE classes in high school.</p>	<p>Engineering Robotics Automotive Manufacturing Accounting Marketing Web Design Retail Journalism Culinary Arts</p>
EXTRACURRICULAR ACTIVITIES	Elementary Schools	Middle Schools	High Schools
	<p>Playworks Leagues Self Manager Program</p>	<p>Estacada Middle School Band and Choir classes will perform three times throughout the school year. There are also opportunities for students in Band and Choir to perform for local venues such as shopping malls, retirement homes, or elementary schools. Students may also participate in after school clubs like Math Club, Lego Robotics Club, Homework Club and Oregon Battle of the Books. Students may also play in school-sponsored athletics. These sports include cross country, wrestling, basketball, and track. Additionally, club sports are offered such as Football, Volleyball, and Soccer.</p>	<p>19 Athletic Opportunities</p> <p>Leadership options in many academic, service, and co-curricular clubs</p> <p>Arts opportunities in Band, Choir, Drama, and visual arts</p>

Data and information in the Curriculum and Learning Environment section were provided by local schools and districts, and were not verified by the Oregon Department of Education.